

Plant Disease Prediction System Using Machine Learning

**Dr. Vilas P. Mahatme¹, Tushar M. Ikhar², Nikhil S. Sadawarti³,
Tushar M. Dave⁴, Manthan D. Gabhane⁵, Himanshu A. Bawane⁶**

¹Professor, Department of Computer Technology, KITS Ramtek

^{2,3,4,5,6}U. G. Student, Department of Computer Technology, KITS Ramtek

Abstract

Plant diseases pose a serious threat to agricultural productivity, causing economic losses and food insecurity. Early and accurate detection is crucial to prevent disease spread and reduce crop damage. This study presents a machine learning-based system that uses image processing and convolutional neural networks (CNNs) to analyse plant leaf images and identify diseases with high accuracy. Experimental results show that the proposed approach effectively detects multiple plant diseases with minimal human involvement. By providing timely and reliable disease identification, the system helps farmers make informed decisions, improve crop health, and enhance overall agricultural productivity.

Keywords:

Plant Disease Detection, Machine Learning, Image Classification, Convolutional Neural Networks (CNN), Leaf Image Analysis, Disease Prediction System.

1. Introduction

Agriculture is the backbone of the economy and crop health plays a vital role in ensuring good yield. Farmers often face losses due to crop diseases, which can spread quickly if not detected early. Traditional methods of identifying diseases are time-consuming and require expert knowledge. To address this challenge, propose a Crop Disease Prediction System using Machine Learning. This system helps farmers detect diseases at an early stage using image processing and classification techniques. It analyzes images of crops and predicts possible diseases with high accuracy. Machine learning models are trained on a large dataset of diseased and healthy crops. The system provides real-time disease detection and suggests preventive measures. It reduces dependency on experts and speeds up decision-making. Farmers can access predictions using a mobile or web application. Early detection helps in reducing crop loss and improving productivity. The system is cost-effective and easy to use for farmers. It supports multiple crops and diseases for better coverage. By using artificial intelligence make agriculture more efficient. This system promotes sustainable farming practices.

1.1 Motivation

Agriculture plays a vital role in global food supply, but crop diseases cause major yield losses and economic hardship for farmers. Traditional disease detection methods are time-consuming and often require expert knowledge, making early diagnosis difficult. Machine learning provides an efficient

solution by automatically analysing crop images to detect diseases quickly and accurately. This approach reduces reliance on manual inspection, enables timely preventive action, and offers a cost-effective, scalable tool for farmers. The project aims to support sustainable agriculture by improving disease management, reducing crop losses, and enhancing food security.

1.2 Objectives

- To develop a system to accurately identify and classify plant diseases based on visible symptoms, environmental condition or other input data.
- To assist farmers and agricultural professionals in making informed decisions about plant optimizing yields and maximizing profitability.

2. Literature Review

2.1 Plant Disease Detection Using Machine Learning

Pranesh Kulkarni (2021) highlighted that machine learning techniques are widely used for automated plant disease detection to improve agricultural productivity. Methods such as Back Propagation Neural Networks, pattern recognition, fuzzy logic, and K-means clustering have been applied for disease classification and grading with good accuracy. Recent research focuses on advanced models like Support Vector Machines, Random Forests, and Convolutional Neural Networks, which provide better performance on complex leaf images. Additionally, feature extraction techniques such as HOG, Hu Moments, Hara lick texture features, and RGB to HSV conversion enhance image analysis and improve disease classification results.

2.2 Plant Disease Detection And Classification Techniques

Wubetu Barud Demilie (2024) Plant diseases are a significant threat to global agriculture, leading to substantial losses in crop yield and quality. Traditional methods of disease detection often require expert knowledge and physical inspection, which can be timeconsuming, costly, and prone to human error. This project focuses on the development and implementation of advanced techniques for the detection and classification of plant diseases using image processing, machine learning, and deep learning algorithms. Highresolution images of plant leaves are collected and preprocessed to enhance important features, after which feature extraction methods are applied to identify disease-specific patterns. The core of the system is built around Convolutional Neural Networks (CNNs), which have shown remarkable success in image-based classification tasks. The model is trained on a large, labeled dataset containing both healthy and diseased leaf images of various plant species. To improve model robustness and generalization, data augmentation techniques such as rotation, flipping, and contrast adjustment are employed.

3. Methodology & Proposed Solution

Data collection and preparation play a vital role in building an accurate plant disease detection system. The dataset consists of high-quality images of healthy and diseased leaves collected from Kaggle, agricultural sources, and manually captured images under controlled conditions. To ensure reliability, data cleaning is performed by removing duplicate and low-quality images, followed by standardizing image size and resolution. Data augmentation techniques such as rotation, flipping, and brightness adjustment

are used to enhance diversity and reduce overfitting, while image segmentation helps isolate diseased areas, improving classification accuracy.

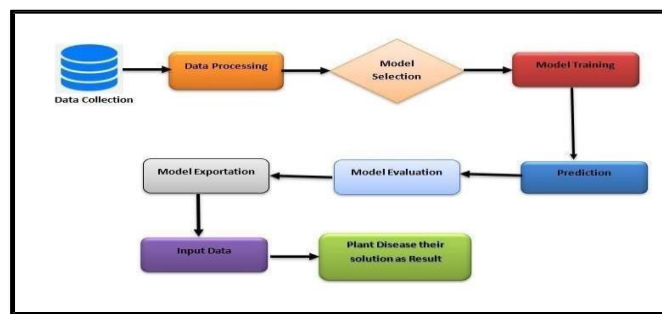
4. System Design and Architecture

The architecture has been designed to allow for scalability, increased security and improved functionality for all aspect of the project.

4.1 SYSTEM ARCHITECTURE

The system architecture diagram represents a complete machine learning pipeline for developing a Plant Disease Detection System, starting from data collection to prediction and result generation. It clearly outlines the steps followed in building a model capable of identifying plant diseases and suggesting suitable remedies.

Figure 1. System Architecture



The diagram shows the system architecture of a plant disease detection system using machine learning. The process starts with data collection, where plant images or data are gathered, followed by data processing to clean, resize, and prepare the data for use. Next, model selection is performed to choose the most suitable machine learning or deep learning algorithm, which is then trained in the model training phase. After training, the model is used for prediction, and its performance is checked through model evaluation to ensure accuracy and reliability. Once validated, the trained model is saved through model exportation. When new input data (such as a plant image) is provided, the exported model analyzes it and finally produces the output, which identifies the plant disease along with the corresponding solution or treatment.

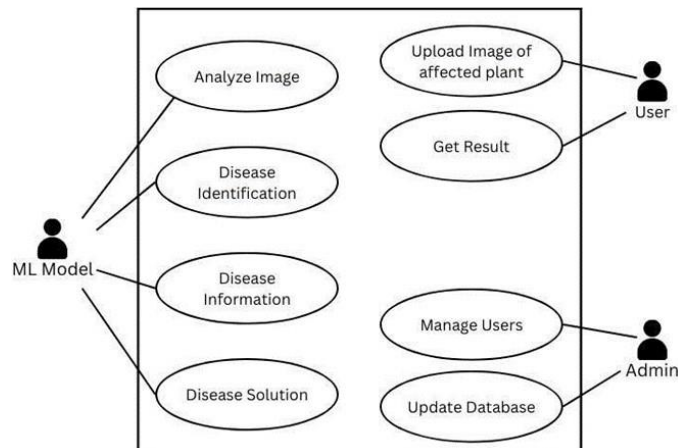
4.2 Model Selection

Model selection in this system architecture is the stage where the most suitable machine learning or deep learning algorithm is chosen to accurately identify plant diseases. After data processing, different models (such as CNN, SVM, or other classification algorithms) are analyzed based on factors like accuracy, computational efficiency, training time, and suitability for image-based disease detection. The goal of this step is to select a model that can learn meaningful patterns from the processed plant data and generalize well to new, unseen inputs. Proper model selection is important because it directly affects the system’s prediction accuracy, reliability, and overall performance in detecting plant diseases and providing correct solutions.

4.3 Use Case Diagram

The Use Case diagram, represents a use case or functional flow of an Plant Leaf Disease Prediction System using Machine Learning (ML). It illustrates how different users (User, Admin) and the ML Model interact within the system to perform various operations.

Figure 2. Use Case Diagram



The Class Diagram, represents a structured workflow for detecting plant leaf diseases using a machine learning model built with TensorFlow. The process begins with an image, which is characterized by its colour and pixel attributes. These images serve as the raw data that will be analysed for disease detection. Once an image is captured, it is processed into input information, which includes specific fields and frames that define the characteristics of the image.

This refined input is then passed into a pre-trained TensorFlow model, which operates using various packages and information sets to extract meaningful insights from the data. The TensorFlow model is further evaluated using test data. This test data consists of different types of images that have already been classified, allowing the model to compare and refine its predictions. To enhance its performance, the model undergoes a tuning phase, where machine learning techniques are applied to optimize its accuracy and efficiency.

5. Implementation

5.1 Convolutional Neural Network Algorithm

Convolutional Neural Networks (CNNs) form the core of the proposed plant disease detection system due to their strong ability to automatically extract meaningful features from images. The CNN-based model was trained and tested on a standard plant leaf dataset, achieving high accuracy and reliable disease classification. Training and validation results showed stable convergence with minimal overfitting, supported by data augmentation and dropout techniques. By effectively learning complex features such as colour, texture, and leaf damage patterns, the CNN approach proves to be more efficient and accurate than traditional machine learning methods for plant disease detection.

6. Result and Discussion

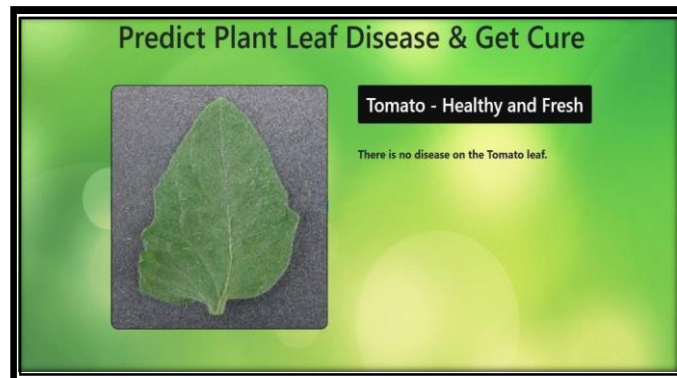
6.1 Prediction Of Disease and Healthy Leaf

The Plant Disease Prediction System Output Page the below showcases the result or output page of the Plant Disease Prediction System, where the system displays the predicted disease after analyzing the uploaded plant leaf image.

Figure 3. Predict plant leaf disease and Get Treatment



Figure 4. Prediction of Healthy Leaf



Prediction of Healthy Leaf Detection Output Page The above image represents another output page of the Plant Disease Prediction System, specifically showcasing the scenario where the system identifies that the uploaded plant leaf is healthy and disease-free.

7. Conclusion

The Plant Disease Prediction System using machine learning is an effective tool for early identification of plant leaf diseases. Using image processing and CNN-based models, it accurately detects diseases from leaf images and provides treatment suggestions or confirms healthy plants. This early diagnosis helps reduce crop losses and improve agricultural productivity, while also highlighting future improvements such as handling low-quality images and multiple disease conditions.

References

1. Wubetu Barud Demilie (2020). "Image based Plant Disease Detection in Pomegranate Plant for Bacterial Blight", International Conference on Communication and Signal Processing (ICCSP).
2. P. Moghadam, D. Ward, E. Goan, S. Jayawardena, (2024). "Plant Disease Detection Using Hyperspectral Imaging", International Conference on Digital Image Computing: Techniques and Applications (DICTA).
3. G. Shrestha, Deepsikha, M. Das and N. Dey (2023). "Plant Disease Detection Using CNN", IEEE Applied Signal Processing Conference (ASPCON).
4. S.P. Mohanty, D.P. Hughes and M. Salathé, (2021). "Using deep learning for imagebased plant disease detection", Front. Plant Sci.
5. X. Yang and T. Guo, (2024). "Machine learning in plant disease research", Eur. J. BioMed. Res.
6. G. Shrestha, Deepsikha, M. Das and N. Dey, (2022). "Plant Disease Detection Using CNN" IEEE Applied Signal Processing Conference (ASPCON) ISSN NO: - 7896-7864.
7. S. D.M., Akhilesh, S. A. Kumar, R. M.G. and P. C. (2024). "Image based Plant Disease Detection in Pomegranate Plant for Bacterial Blight," International Conference on Communication and Signal Processing.
8. Pranesh Kulkarni (2021)," Plant Disease Detection Using Machine Learning" International Conference on Design Innovations for 3Cs Compute Communicate Control MVJ College of Engineering, Bangalore, India. Published on Feb-2024
9. Wubetu Barud Demilie (2024)," Plant disease detection and classification techniques", Department of Information Technology, Wachemo University Hosonna, Ethiopia Published on Feb-2024.
10. Godliver Owomugisha, John A. Quinn, Ernest Mwebaze (2024). "Automated VisionBased Diagnosis of Banana Bacterial Wilt Disease and Black Sigatoka Disease", preceding the 1'st international conference on the use of mobile ICT in Africa.