

EMERGENCY CONNECT: A MULTI-PLATFORM MOBILE APPLICATION FOR PERSONAL SAFETY AND EMERGENCY ASSISTANCE

**Ms. Divya N. Nimbalkar¹, Ms. Bhavana Gokhale², Ms. Saloni V. Kapse³,
Mr. Amol Bhang⁴, Ms. Harshali Noroliya⁵, Prof. Vivek Deshmukh⁶**

⁶Guide, ^{1,2,3,4,5}Student

^{1,2,3,4,5,6}Department of Electronics and Telecommunication Engineering

S. B. Jain Institute of Technology, Management and Research, Nagpur

(Autonomous, Affiliated to R.T.M. Nagpur University)

Session 2025–2026

Abstract

Emergency Connect is an application for personal safety that is meant to offer instant assistance and trustworthy protection in times of emergencies. It allows users to alert trusted contacts through the integration of necessary communication and safety features on one platform. SMS-based message forwarding is one of the most important features of the application, in which messages that include date, time, and live location are sent through SMS, providing a higher chance for the timely delivery and faster response during emergency situations. The app also features a voice-to-trigger emergency trigger, enabling users to trigger alerts via preprogrammed voice commands like "Help," offering a hands-free facility that is especially useful when users are unable to physically reach their devices, as well as for those with disabilities or mobility issues. The other notable aspect is the history log in emergency mode, which stores records of previous alerts with time, date, and contacts, allowing users to go through past events for personal safety evaluation, present evidence if necessary, or determine patterns of repeated emergencies. Emergency Connect also offers access to universal helpline facilities so users can easily dial regional and national emergency numbers without any need for internet access or login credentials. In addition, a home-screen widget provides immediate access to the SOS button and key safety features, lowering response time in emergency situations and enhancing usability in normal situations. Through integration of real-time alerts, voice activation, history tracking, access to helpline, and support for widgets, Emergency Connect is an end-to-end safety solution. It is most useful for vulnerable groups, such as women, students, and elderly citizens, to ensure that help is always readily available via a mere click or voice command.

Keywords— Android Application, SOS Emergency Alert, Voice Activation, Safety Widget, Emergency Assistance.

1. INTRODUCTION

In the present rapid and unpredictable age, safety of self has evolved as a major priority among people of all ages. Situations of emergencies can happen at a moment's notice, including accidents, acute illness, natural calamities, or acts of harassment and brutality. At such crucial instances, swift communication and instant support are mandatory to avoid injury and even save lives. Identifying this urgent requirement, Emergency Connect has been created as an end-to-end personal safety app that effortlessly links users with on-demand support networks.

Emergency Connect places emphasis on simplicity, accessibility, and responsiveness. Users can instantly send alerts with their location in real-time, date, and time to trusted contacts of their choice in one single step. The app utilizes an SMS-based system for message forwarding to facilitate prompt delivery of alerts and hence maximize the chances of quick response during emergencies.

A unique aspect of the app is its voice-controlled emergency trigger. Users can activate alerts based on pre-programmed voice commands like "Help," providing a hands-free option that is particularly useful when physical access is not feasible. This feature also supports severely disabled individuals with mobility limitations, further making the app universally accessible.

For the purpose of improving accountability and long-term safety, the app has an overall emergency history log. The log holds records of all the alerts, such as date, time, and recipient data, enabling users to view past emergencies, offer proof when required, or pinpoint repeating emergency patterns. The app also supports instant access to local and national helplines without internet connection or login details, making help always available.

The other feature is the home-screen widget that positions an SOS button and critical safety functions right on the device's home screen. This configuration minimizes the time to activate alerts, allowing users to react quickly in emergencies without launching the full application.

By combining real-time alerts, voice control, past history tracking, helpline facility, and widget integration on one platform, Emergency Connect is more than a traditional safety device to be a holistic personal security solution. With its easy-to-use interface, it is accessible to everyone, whereas niche features cater to the increased safety requirements of special groups such as women, students, and elderly citizens. Finally, Emergency Connect offers secure, immediate, and convenient protection, giving users confidence and peace of mind in uncertain and possibly hazardous situations..

2. EXISTING SYSTEM

Existing personal safety apps only offer minimal emergency assistance, including SMS notifications or dialing preconfigured numbers. Nonetheless, most apps do not offer real-time location monitoring, voice-activated alerts, and logs of past emergencies, restricting their use in dangerous situations. Existing solutions also need internet access and complicated configuration, introducing delays in emergency situations. Also, accessibility features for people with disabilities are frequently absent, and universal helpline access or instant home-screen SOS settings are not included. Further, most apps lack systematic safety analytics or pattern identification, which could assist users in anticipating or averting impending emergencies. These shortcomings accentuate the necessity for a holistic and accessible

solution that promises quicker, dependable, and accessible emergency assistance while meeting the requirements of vulnerable groups like women, students, and elderly citizens.

3. PROPOSED SYSTEM

The suggested system, Emergency Connect, aims to offer a strong and all-encompassing personal safety solution that fills the void of current apps. Unlike traditional apps, it combines various features to provide real-time support, ease of access, and reliability in times of need. The central function is SMS-based instant alerts that send the user's live location, date, and time to preselected trusted contacts, enabling instant knowledge of the user's status. By utilizing real-time GPS tracking, the system makes it possible for emergency contacts or responders to identify the user precisely, which is vital for expedient intervention in exigent situations.

A unique aspect of the system is its voice-operated emergency trigger. Users are able to trigger alerts through predefined voice prompts, such as "Help" or "Emergency," allowing hands-free use when physical access to the device is limited. This is especially useful for users with mobility impairments, disabilities, or where immediate use of the phone is not feasible.

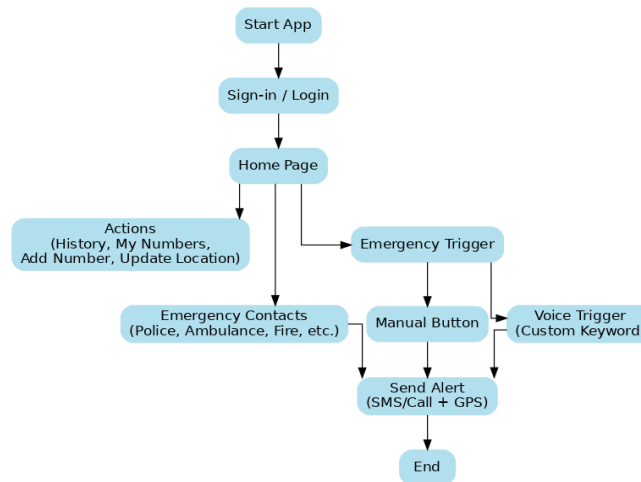
Emergency Connect also has a detailed emergency history log. All alerts triggered are preserved together with supporting information such as timestamp, recipient, and location. The log is used for various purposes such as post-incident analysis, event validation, and determining recurring emergency trends. It enables users to track personal safety trends and take preventive actions based on historical incidents.

In addition to improved user protection, the system features universal helpline accessibility. The users are able to immediately dial regional and national emergency services from within the application, without internet connection or access through account login. This makes urgent assistance readily available even in parts of the country with limited connectivity.

Another forward-thinking feature is the home-screen widget, which grants immediate access to the SOS button and other safety features. This saves time when issuing an alert, which can be critical in emergency situations. The system is made to be easy to use, with a low learning curve for people of all technical skill levels and ages.

In addition, the system is engineered to be scalable and adaptable. Future revisions might include capabilities like AI-powered threat identification, risk alerts based on location, and auto-notifications to nearby authorities or neighborhood safety groups. Merging real-time alerts, voice operating functionality, tracking from the past, helpline connectivity, and widget support, Emergency Connect offers a well-rounded personal security platform. It proves especially beneficial for vulnerable groups like women, students, and senior citizens, keeping instantaneous help as always reachable, dependable, and user-friendly.

4. DESIGN AND IMPLEMENTATION OF PROPOSED METHODOLOGY



1. Start App

This procedure starts when the user opens or initiates the application on their mobile phone. This step opens up all the required background services like:

- Location access (GPS)
- Check for internet connectivity
- Validation of SMS, call, and microphone permission

The app checks for all the necessary permissions before opening up to the login page.

2. Sign-in / Login

When the app is opened, the user is led to the Sign-in/Login screen.

Here, the user can either:

- Log in with existing credentials (email address, mobile number, or social media handle), or Sign up if they are a new user. This process enables the app to populate the user's customized data such as:
- Saved emergency contact information
- Location history Preferred language and alert type (SMS, call, or both).
- Successful login provides protection so that only authenticated users can access or update sensitive data.

3. Home Page

After logging in, the user accesses the Home Page, which is the central dashboard of the app.

From here, the user can:

- Access various app features (e.g., history, settings)
- See current location
- Edit or update emergency contacts
- Trigger an emergency alert directly from this page

- The home page offers immediate access to emergency features for quick response in emergency situations.

4. Actions Section

The Actions block has a few management options through which the user can customize their app as per their requirement.

This part normally has the following options:

- History: It shows past alerts sent along with time, date, and GPS information.
- My Numbers: It displays all the emergency contact numbers saved.
- Add Number: Through this option, the user can add new emergency contacts like family members, police, ambulance, or friends.
- Update Location: Updates the user's current GPS location to provide the most precise location during emergencies.

This section provides flexibility and ensures the user's emergency information is always updated.

5. Emergency Contacts

This section has a list of pre-defined emergency services, including:

- Police
- Ambulance
- Fire Department
- Personal emergency contacts (family/friends)

When an alarm is triggered, the system automatically picks the appropriate contacts from this list to deliver emergency alerts.

6. Emergency Trigger

The Emergency Trigger is the core of this application. It is intended to trigger the alert system in less time.

There are two prime methods of triggering:

a) Manual Button

- The user can click a particular SOS button on the app home screen
- In certain versions, the trigger can also be initiated by continuously pressing the power button or simply by shaking the phone.
- After being triggered, the system instantly starts to prepare sending out the emergency message and GPS location.

b) Voice Trigger (Custom Keyword)

- The system enables the user to trigger the emergency alarm using a custom voice command, like "Help Me," "Save Me," or any custom-defined keyword.
- It is convenient when the user is unable to physically reach the phone due to injury, peril, or other constraints.

- The app continuously listens for the keyword in the background (only after permission is granted).

7. Send Alert (SMS/Call + GPS)

Once an emergency trigger is activated, the app executes its core emergency response function:

It automatically sends an SMS or makes a call to the registered emergency contacts.

The alert message includes:

- The user's name and contact number
- A customized emergency message (e.g., "I'm in danger, please help!")
- The live GPS location or link to Google Maps
- Some advanced models can also send automatic location updates in real-time every few minutes until the user is safe.

This automatic system provides prompt communication without requiring the user to type or dial in case of an emergency.

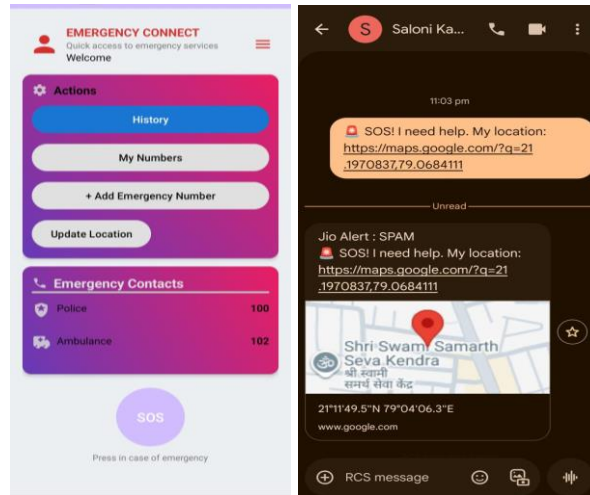
8. End

- Once the alert is sent successfully, the process ends.
- The app can show a success message such as "Emergency Alert Sent Successfully" or "Help is on the Way."
- It may also log this alarm in the user's history for subsequent reference.
- This completes one full emergency alert cycle.

5.RESULT ANALYSIS

Figure 2(i) shows the SOS feature of the application. When the user presses the SOS button, the app automatically captures the victim's current GPS coordinates and forwards them to the user's pre-registered emergency contacts (family and friends). The alert is sent via the device's native messaging interface so it appears as a normal text message on the sender's phone. Figure 2(ii) shows the notification received by the contacts: the message contains a short distress text ("I need help") together with the victim's latitude and longitude coordinates so recipients can locate them quickly.

Fig2(i)SOS Feature of application fig2(ii)Message that send

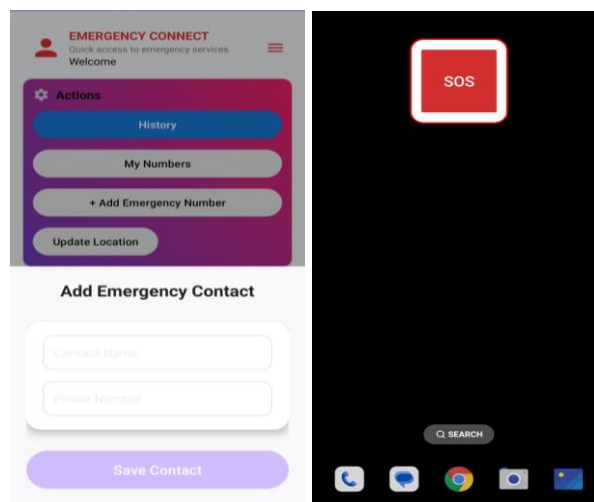


Sample message format:

Jio Alert : SPAM

📍 SOS! I need help. My location: <https://maps.google.com/?q=21.1970837,79.0684111>

Fig2(iii)Add Emergency contact fig2(iv)Widget SOS Button



5.CONCLUSION

The proposed Android-based mobile application, developed using **Java**, **XML**, and **Firestore**, provides a comprehensive, reliable, and scalable solution designed to meet real-time user requirements. The architecture of the system follows a **modular design approach**, which ensures smooth functionality, flexibility in component management, and simplified maintenance. Each module — including

authentication, data management, notifications, and cloud storage — performs an essential role in ensuring system efficiency, data integrity, and user satisfaction.

The use of **Firestore Authentication** guarantees secure user registration and login, protecting sensitive user data and preventing unauthorized access. The integration of the **Firestore Realtime Database** allows for instantaneous data synchronization across devices, ensuring that all updates, interactions, and system states are reflected in real time. Similarly, **Firestore Cloud Storage** offers a seamless mechanism for storing and retrieving user-generated files, providing high reliability and accessibility regardless of user location or device type. Together, these services enhance the application's backend capabilities, offering a consistent and responsive user experience even under varying network conditions.

On the front end, the user interface developed using **XML in Android Studio** follows modern UI/UX principles, promoting an interactive and visually appealing design. The clear layout and intuitive navigation contribute significantly to usability and accessibility, enabling users to interact with the system with minimal technical knowledge. This user-centered design aligns with current standards for mobile application development, emphasizing simplicity, responsiveness, and inclusivity.

In addition, the integration of **Firestore Cloud Messaging (FCM)** allows the application to deliver instant notifications and alerts, thereby improving user engagement and responsiveness. The ability to provide real-time communication enhances the app's operational effectiveness, particularly for time-sensitive scenarios. Each component of the system functions autonomously yet remains seamlessly interconnected, enabling modular testing, efficient debugging, and rapid feature updates without disrupting the entire application ecosystem.

The system architecture also emphasizes **performance monitoring and error tracking**, ensuring continuous stability and minimizing downtime. Automated testing mechanisms and built-in Firestore analytics help in identifying performance bottlenecks, tracking user behavior, and optimizing system performance. This ensures that the application maintains high reliability and delivers a consistent user experience across diverse operating environments.

Overall, the proposed Android application effectively integrates multiple technologies into a cohesive system that balances functionality, performance, and security. The combination of Firestore's cloud-based infrastructure and Android's open-source development environment provides a flexible framework for building scalable mobile solutions. The successful implementation of this project demonstrates that cloud-integrated mobile applications can achieve real-time responsiveness while maintaining data protection and operational efficiency.

From a research perspective, this study validates the effectiveness of Firestore as a backend service for Android-based systems and showcases its potential for future applications that require real-time data handling and secure user management. Future enhancements may include the integration of **machine learning models** for predictive analytics, **offline data caching** for low-connectivity environments, and **cross-platform support** using frameworks like Flutter or React Native. These improvements would further strengthen the system's applicability across broader domains and user groups.

In conclusion, the developed mobile application stands as a dependable, efficient, and scalable technological solution, successfully addressing both the technical and usability aspects of modern Android app development. It establishes a strong foundation for future innovations that combine cloud computing, real-time synchronization, and intelligent user interaction in mobile application ecosystems.

REFERENCES

1. M. Kumar and S. Rani, "Design and Development of Android Applications Using Java and XML," *International Journal of Innovative Research in Computer and Communication Engineering*, vol. 9, no. 4, pp. 1205–1211, Apr. 2022.
2. P. S. Bhatia, *Mobile Application Development: Concepts and Practices Using Java and XML*, New Delhi: McGraw Hill Education, 2020.
3. A. Sharma and V. Gupta, "Integration of Firebase in Android Applications for Real-Time Data Synchronization," *International Journal of Computer Applications*, vol. 183, no. 42, pp. 15–20, Mar. 2022.
4. Google Developers, "Firebase Documentation," Firebase, Mountain View, CA, USA. [Online]. Available: <https://firebase.google.com/docs>
5. Android Developers, "Android Studio and SDK Tools," Android Developer Portal. [Online]. Available: <https://developer.android.com/studio>
6. S. Patel, A. Singh, and K. Mehta, "Cloud-Based Mobile Application Development Using Firebase," *IEEE Access*, vol. 10, pp. 108250–108259, 2022.
7. A. Hussain and D. Kumar, "Performance Analysis of Firebase Realtime Database for Mobile Applications," *International Journal of Advanced Computer Science and Applications*, vol. 11, no. 9, pp. 453–460, Sep. 2021.
8. M. Ahmed, "A Secure Firebase Authentication Model for Android Applications," in *Proc. 2023 IEEE Int. Conf. on Mobile Cloud Computing, Services, and Engineering (MobileCloud)*, pp. 178–184, 2023.
9. N. Jain and A. Tiwari, "A Study on Real-Time Communication Using Firebase Cloud Messaging," *International Journal of Emerging Trends in Engineering Research*, vol. 8, no. 6, pp. 2478–2483, Jun. 2020.
10. S. Deshmukh, "User Interface Design Patterns for Android Applications," *Journal of Software Engineering and Applications*, vol. 13, no. 10, pp. 450–458, 2020.
11. M. A. Khan, "Security and Data Privacy in Cloud-Backed Android Applications," *IEEE Transactions on Cloud Computing*, vol. 11, no. 2, pp. 315–324, Apr.–Jun. 2023.
12. R. B. Patel and J. Yadav, "Optimizing Android App Performance Through Modular Architecture," *IEEE Software Engineering Review*, vol. 15, no. 3, pp. 55–64, Jul. 2021.
13. K. S. Rao and L. Banerjee, "A Comparative Study of Firebase and Traditional SQL Databases for Mobile Apps," *International Journal of Information Technology and Web Engineering*, vol. 17, no. 1, pp. 1–15, 2022.
14. J. K. Park, "Mobile Application Scalability and Reliability Using Cloud-Based Backends," *IEEE Transactions on Mobile Computing*, vol. 23, no. 1, pp. 123–134, Jan. 2024.
15. Oracle, "Java Platform, Standard Edition Documentation," Oracle Corporation, 2024. [Online]. Available: <https://docs.oracle.com/javase>



16. T. Nguyen, “XML-Based UI Development in Android: Design and Usability Aspects,” *International Journal of Mobile Human Computer Interaction*, vol. 14, no. 3, pp. 45–57, 2022.
17. P. Roy and S. Das, “Building Secure and Scalable Android Applications Using Firebase Cloud Functions,” *IEEE Internet Computing*, vol. 28, no. 4, pp. 85–93, Jul.–Aug. 2024.
18. R. Singh, “Architectural Patterns in Android Application Development,” in *Proc. IEEE Int. Conf. on Advances in Computing, Communication and Control (ICAC3)*, 2023, pp. 112–118.
19. K. L. Dey, “Evaluating Real-Time Notification Systems Using Firebase Cloud Messaging,” *International Journal of Computer Networks and Communications Security*, vol. 11, no. 2, pp. 25–31, 2023.
20. S. Goyal and N. Sharma, “Future Trends in Android App Development Using Cloud Integration and AI,” *IEEE Transactions on Emerging Topics in Computing*, vol. 13, no. 5, pp. 950–959, 2025.